



## **The Great Water Conspiracy**

### **No Other Water Structuring Device, Can Make Water Virtually Identical To, What Is Found Inside The Body, Except One! Read Below To Learn More**

In order for water to absorb into the cells of your body, it must be arranged in single file strands of water molecules. The aquaporin of the cell only allows one molecule of water to enter the cell at a time. If your water is not already structured, then your body has to expend energy to structure it. The older you get the less energy your body has to structure water. Hence you become progressively more dehydrated. Once water ratios inside the cell become imbalanced to outside of the cell, you begin to die.

Today you have a choice between different water structuring devices. You have Vortexing, ionizing, magnetics, and low earth frequency magnetics. Which one works best?

Dr. Igor Smirnov made the discovery that certain people in Ukraine that were exposed to nuclear radiation from Chernobyl, did not suffer from radiation poisoning. Dr. Smirnov discovered that it was the water they drank that protected them. This water came out of the ground and flowed over certain rocks. The water was structured in single file strands of water molecules in layers of sheets of water and that there was no hydrogen bonding between the sheets of water. He discovered that the water's special properties were due to a low-level frequency coming from the earth into the water. He identified what the frequencies were and invented a way to deliver these frequencies into your water at home. This invention he calls MRET or Molecular Resonance Effect Technology. Putting pure water into the one-half gallon pitcher and then resting the MRET device on top of this and then pressing the start button, results in water being treated for 30 minutes with the life-giving frequencies. After 30 minutes of treatment the water molecules are lined up in single file long strands and in a multilayer of sheets of water with no hydrogen bonds holding the sheets together. This results in water with Super liquidity that enters cells of the body three times faster than ordinary water.

Cells of the body can only absorb water via the aquaporin channels. These aquaporin channels only absorb water molecules one at a time and in a single file. Many other experts on water have stated that water needs to be in some kind of hexagonal structure to ensure hydration happens. However, this is not accurate. Water molecules themselves temporarily take on a hexagonal structure when frozen into snowflakes. Once thawed water returns to an unorganized state unless it is exposed to the correct frequencies. If you drink water that is not properly structured, then your body has to expend energy to structure the water into this single file state. When you are young the body has the energy to structure water. When you are old the body does not have the energy to structure water. This results in then the proper ratio of water inside the cell to the outside of the cell becomes imbalanced. This imbalance triggers the body to being

to die. This lack of structured water intake is one reason why older persons are so dehydrated and are in the process of dying.

There may be other websites that try to explain their understanding of water structure, but none of them have discovered this message that water needs to be in single file stands of H<sub>2</sub>O molecules.

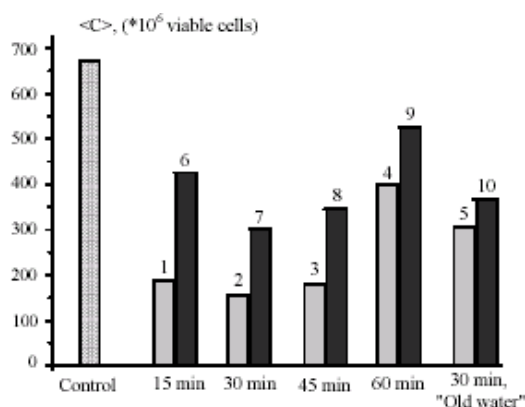
None of them have studies as we do with the MRET. Dr. Smirnov has proven the efficacy of MRET water; showing it inhibits tumor cell growth in mice and increases their lifespan by 60%; MRET water acts germicidal to prevent growth of pathogenic bacteria. Studies show MRET water causes seeds to increase in their germination rate by 200% and plants grow significantly better when watered with MRET water. Studies show that someone given Chemotherapy will have their white blood cell counts drop to a low level over seven days. From that point on it normally takes 2 to 3 weeks for the white blood cells to return to normal. When someone is drinking MRET water and is given Chemotherapy, they will have their white blood cell count return to normal within 3 days of reaching the lowest point. Live blood analysis shows clumped blood becoming separated and free flowing 20 minutes after drinking MRET water. Again, MRET water absorbs three times faster than unstructured water. The rest of this report educates you on the studies and science of water and how MRET can dramatically support your ideal health.

**MRET water is structured similarly to cellular water:** When used on water it aligns water molecules in a single file manner so that millions to billions of water molecules can easily enter the cell. MRET water has been shown to enter the cell three times faster than regular water. The MRET was invented and patented by Igor Smirnov, Ph.D. (US Patent No. 6022479). The MRET water activator is a stationary device that rests atop a one half-gallon pitcher and emanates into water subtle, a low frequency, and resonant electromagnetic field with composite structure. MRET Activated Water may enhance specific molecular mechanisms in living cells [Vysotskii, Smirnov 2005]. The research regarding the physical parameters of water confirmed that MRET treatment of distilled water led to substantial modification of basic physical-molecular properties of water. The abnormal thinness of MRET water and electrodynamic characteristics confirm the high level of long-range dynamic structuring of water molecules in polarized-oriented multilayer formations in activated water produced with the help of MRET activation process. The similarity of molecular formations of cellular water and MRET water contributes to their compatibility; easy bioavailability and assimilation of MRET activated water into all cells of the body.

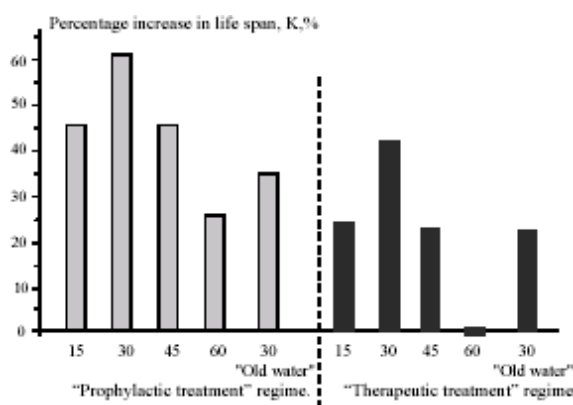
The abnormal electrodynamic characteristics and thinness of MRET Activated water provide some evidence regarding the possible effect of MRET water on the proper function of cells in biological systems. It is well known that cellular processes in biological systems are driven by the low energy of bio-chemical reactions inside and between the cells and cellular structures. Consequently, such processes create subtle low frequency electromagnetic field and low tangent pressures along water surfaces and the membranes between the cells. The thinness, electrical energy storage and electrical conductivity of MRET water in the range of very low frequencies that exists in biological systems can contribute to the enhancement of the cellular transfer mechanism and result in improved intracellular/extracellular water exchange and the proper function of cells.

Taking into consideration the ability of MRET water to enhance the shape of blood cells and to suppress mutated cells in a petri dish. MRET water also shows a high germicidal activity and the inhibited growth of mutated cells. Different fractions of MRET water were studied on mutated cells in tumors and on the cells of immune system in the body.

The goal of this investigation was to study on mice the effect of MRET activated water as a potential agent for the prevention and treatment of two kinds of cancer Ehrlich's ascites tumor and Sarcoma ascites form. Significant positive effect of MRET activated water regarding the tumor resistance on animals was observed in the experiments conducted on 500 mice (22 groups with 20 mice in each group and 10 groups with 5 mice in each group). The best results were observed in the groups of mice on MRET water activated. The significant anti-tumor effect of MRET Activated Water on mice was close to the action of the chemotherapy agents without the side effects of chemotherapy treatment.



**Fig 1:** The effect of preventive (1–5) and therapeutic (6–10) application of MRET activated water on average total number of viable cells <C> in an ascetic tumor, obtained from mice inoculated intraperitoneally with tumor cells of Ehrlich carcinoma.



**Fig 2:** The change of the percentage increase of life span of tumor-bearing mice with ascitic Ehrlich carcinoma that received different types of MRET activated water in "preventive treatment" and "therapeutic treatment" regimes. The digits under the charts correspond with the duration of water activation in minutes.

According to Molecular Resonance Effect Theory developed by American scientist Igor V. Smirnov, Ph.D. MRET activated water is beneficial for biological systems due to its long-range dynamic polarized-oriented multilayer molecular structuring

compatible with the cell water structuring. MRET water hydrates the cellular structures in the body, enhances the intracellular/extracellular water exchange, the metabolism, and the reactions of immune system.

Since disease is so often a process of congestion of the lymphatic system, and therefore an inability to drain toxins. Then consuming water that has the same structure as cellular water, causing maximum hydration and exchange of toxins from inside the cell to outside the cell. MRET water should go a long way to clearing the logjam in the lymphatic and other systems of the body. Resulting in restored and lasting health.

MRET Activator is a household appliance, not a medical device. Any pure drinking water or other liquid food substances like milk; vegetable oil, juice and wine can be activated. You also can use MRET water for cooking and keep cooked food in the refrigerator. Biological and physical tests conducted on MRET water confirmed that it has the best properties beneficial for health right after the activation and kept substantial part of them after storage at room temperature for several hours, refrigeration for 45 days.

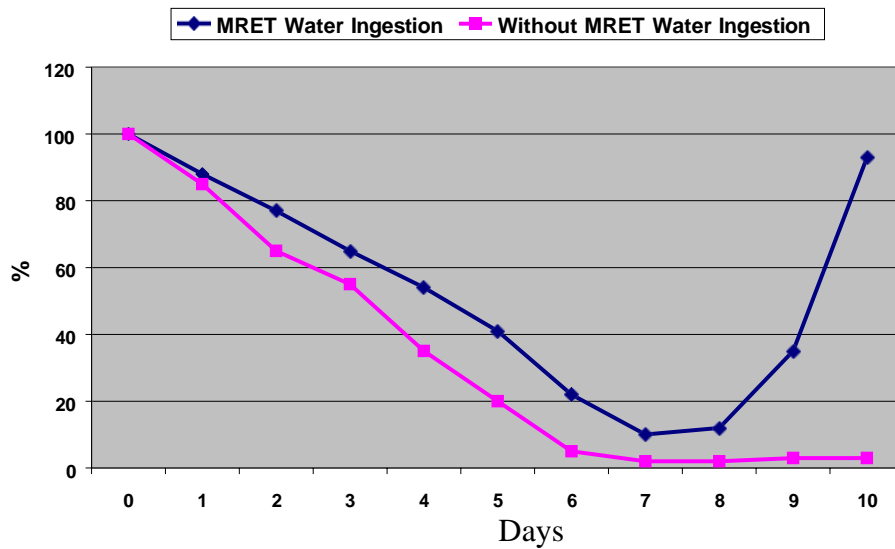
Dr. Smirnov sold the rights for selling MRET to a Multi-Level Marketed Company, named GIA Wellness. However, being that I was one of the first health care professionals to distribute MRET, from 2004 onwards, I was allowed to continue to sell MRET at normal retail pricing, which is much less costly than buying through GIA Wellness. Therefore, in this video interview with Dr. Smirnov, he talks about GIA Wellness, and I Water, which are the terms GIA Wellness uses to try to distinguish itself from MRET. However, I Water is MRET Activated Water, which can also be called liner water. Here is the educational interview: <https://www.youtube.com/watch?v=8g-0aERznyU>.

The rebounding effect of MRET water on White Blood Cells counts of Patient undergoing chemotherapy treatments:

The clinical observation was conducted on a patient at Cedars-Sinai Cancer center, Los Angeles, USA diagnosed with metastasized naso-pharyngeal cancer. The observation showed that the ingestion of MRET water compensated to a degree for the usual side effects of chemotherapy treatments such as long-term decrease of White Blood Cell counts (WBC), weakness, headache, nausea, etc.

On a regular basis, WBC counts usually decrease to very low level. The rebounding of WBC from this low range takes about 2-3 weeks. The ingestion of MRET water prevented the decrease of WBC counts to their lowest level and helped to regain the pre-chemotherapy level within unusually short period of time of 3 days.


### Rebounding Effect of MRET Water on WBC Counts



Thus, the clinical observation revealed that on the 10th day after the beginning of chemotherapy (in 3 days after WBC counts dropped to 10% of pre-chemotherapy level) WBC counts rebounded to 93% of their pre-chemotherapy level.

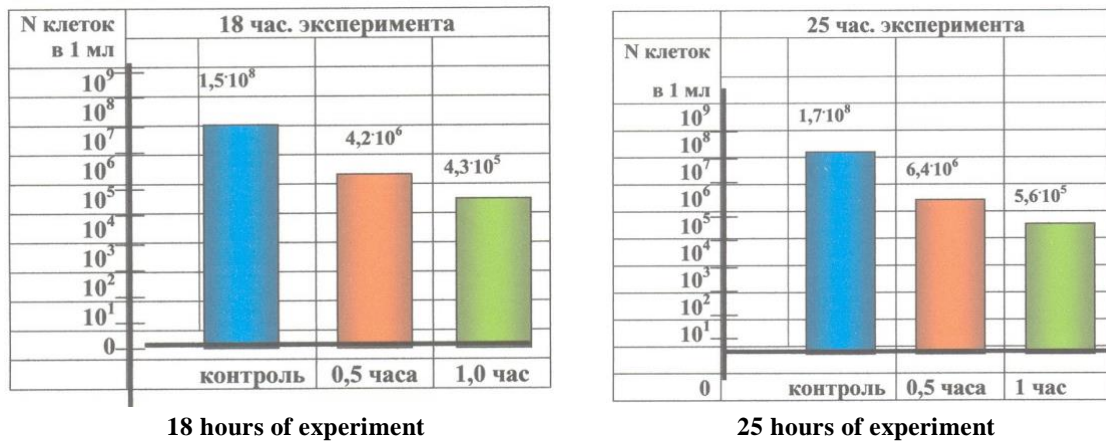
MRET activated water inhibition effect on growth of conditionally pathogenic microbiological culture *Escherichia coli* K-12 in aerobic environment.

MRET water was studied at Kiev Institute of Microbiology and Virology of Ukrainian Academy of Science on the growth of *E. Coli* K-12. The experiment revealed that the MRET activated nutrient medium for 30 and 60 minutes inhibited the growth of the *E. Coli* K-12 culture 27 and 303 times respectively during the 25 hours of experiment.



**Pic 3:** Selected Petri dishes with grown colonies of *E. coli* K-12 after **29 hours** of experiment.

### Inhibition of *E. coli* growth in aerobic environment

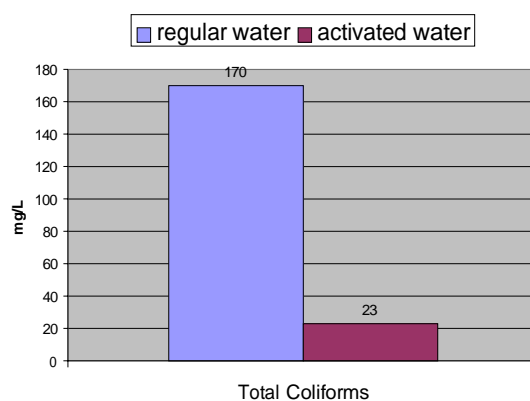


**Fig 1:** The inhibition of *E.coli* growth in **aerobic** environment: 303 times ( $t_{act}=1.0h$ ) and 27 times ( $t_{act}=0.5h$ ) after 25 hours of experiment (blue color – control, red – 30 min. and green – 60 min. activation).

This experiment shows that MRET activation process has very strong germicidal effect on pathogenic *E. coli* microorganisms and that the inhibition of *E.coli* growth is more effective when activation time is increased.

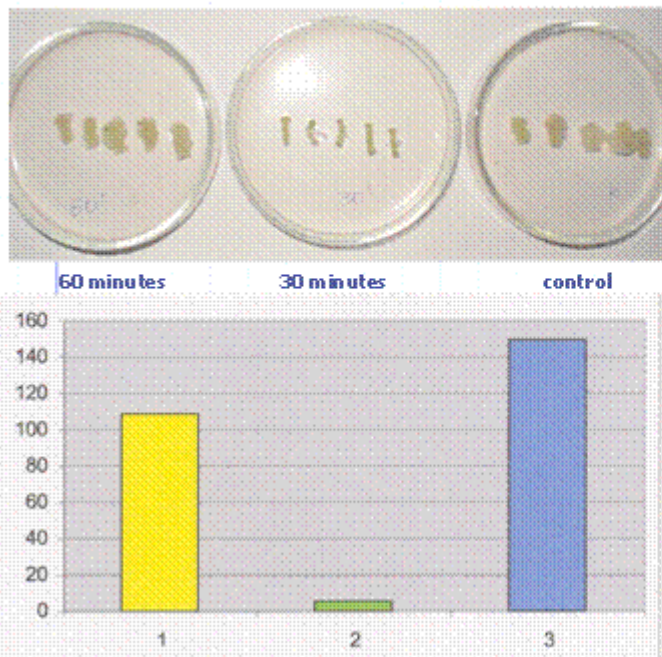
### Germicidal activity of MRET water

Testing conducted at C.A.I. Environmental Laboratory; Carlsbad, California revealed the significant reduction in the amount of total coliforms following the process of MRET activation. When rainwater was activated for 30 minutes the amount of total coliforms decreased by 86%. This test confirms the germicidal effect of MRET activated water.



**The effect of MRET water on the inhibition of growth of mutated cells:** *Kallus* cells are mutated cells of botanical origin with ability to produce uncontrolled, unlimited growth in the nutrient medium. The similar mutated cells of animal origin are known as psoriasis cells. MRET 30-minute activated water produced a strong inhibition effect on *kallus* cells, and their growth reduced about 15 times (or 93%). In 60 minutes MRET activated water the growth of *kallus* cells reduced 1.4 times (by 27%).

## MRET EFFECT ON MORPHOLOGY OF PSORIASIS CELLS ("KALUSS TISSUE")

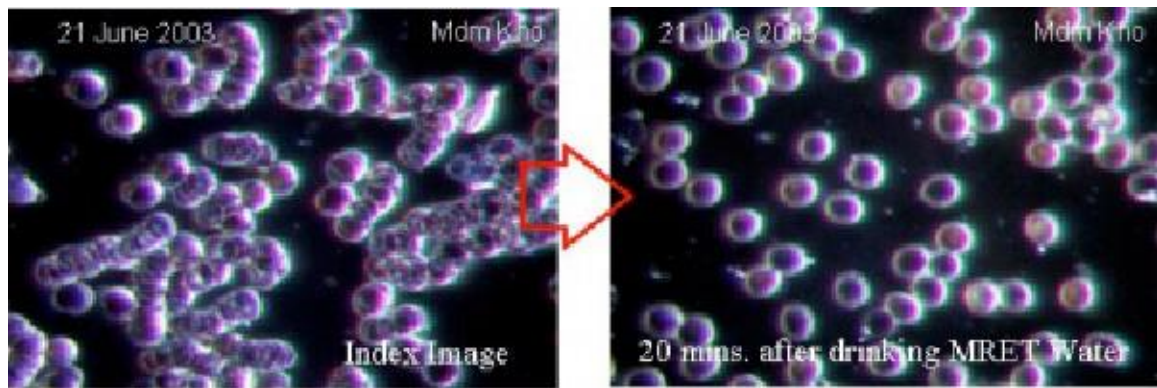


- 1 – average increase of single segment weight of tissue (mg) in activated medium (60 minutes, dilution ratio 1:2.5);
- 2 – average increase of single segment weight of tissue (mg) in activated medium (30 minutes, dilution ratio 1:2.5);
- 3 – average increase of single segment weight of tissue (mg) in control sample (distill water);
- The strong inhibition of the growth of "kallus cells" (*Solanum Rickii*) was observed in activated medium. Kallus cells are mutated cells of botanical origin with ability to produce uncontrolled, unlimited growth in the nutrient medium. The similar mutated cells of animal origin are known as psoriasis cells. The 30 minutes activated water produces inhibition of kallus cells growth in 15 times, the 60 minutes activated water produces inhibition of kallus cells growth in 1.4 times to compare with control sample.

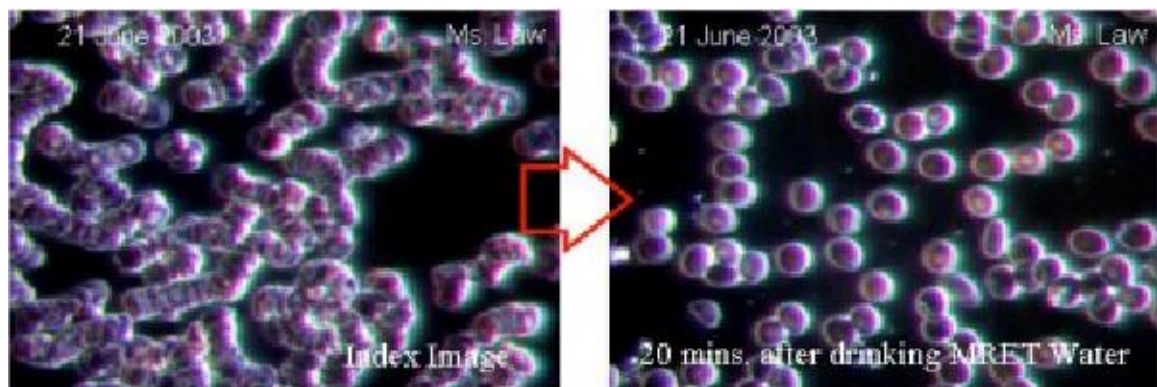
## Live blood cells analysis of MRET water effect on morphology of Red Blood Cells.

The live blood cells analysis was conducted at Health Manna Pte. Ltd., Singapore in compliance with the standard methodology. The tested subjects were verified not to ingest MRET activated water for the last 24 hours. Drops of blood samples were taken from the fingertip of the subject before he ingested MRET water and 20 minutes after the ingestion of a glass of MRET water.

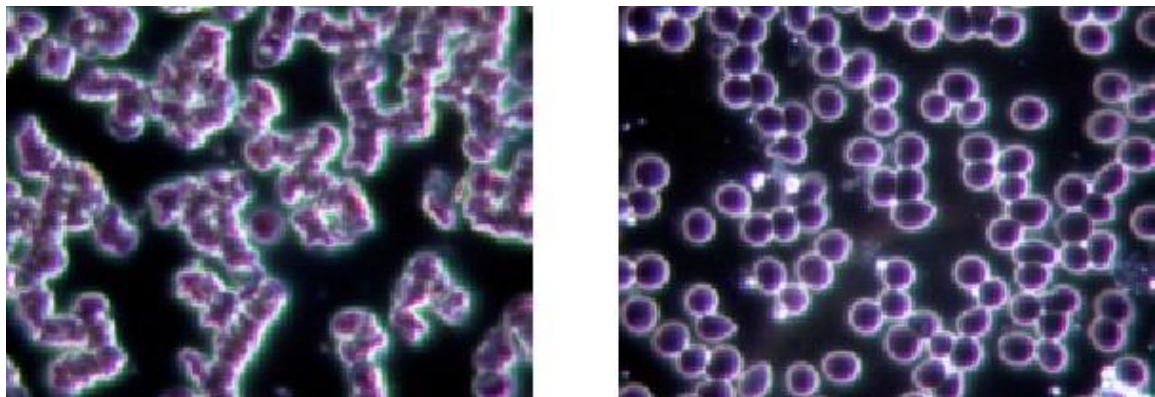
The comparison of the images with control ones indicated that the ingestion of MRET water substantially improved the morphology of Red Blood Cells. The images of blood sample of subjects before the ingestion of MRET water show the patterns of Rouleau formations (cells are stacked forming worm-like pattern), which usually correspond to the symptoms of fatigue, shortness of breath, and poor blood circulation because red blood cells cannot carry enough oxygen. The images of blood samples of subjects in 20 minutes after the ingestion of MRET water show immediate restoration of Red Blood Cells morphology.



Subject #1



Subject #2



Subject #3

*Left images present blood sample before the ingestion of Activated water. Right images show blood samples in 20 minutes after the ingestion of Activated water. They show substantial improvement of blood morphology.*

### **MRET water effect on growth of plants and seed germination**

The examinations of influence of MRET activated water on plants was conducted during 3 months period at Kiev Institute of Plants Genetics of Ukrainian Academy of

Sciences under supervision of Prof. V. Vysotskii, Kiev National University. MRET activated water enhanced the growth cycle and accelerated the process of seed germination of several plants (particularly of cabbage, pumpkin, string bean, garden radish and peas).

## PLANT GROWTH TEST ON SOYA

Germination in soil



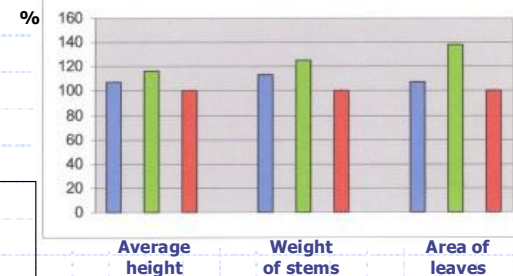
30 minutes activation



60 minutes activation



control



Red – control; Green- 30 minutes activation; Blue – 60 minutes activation

## PLANT GROWTH TEST ON RADISH

Germination in soil



60 minutes of activation



30 minutes of activation



control

Follow up observation of radish growth cycle was conducted within 25 days. Control samples were irrigated with regular water. Two other samples were irrigated with MRET (activated) water: 30 minutes of activation and 60 minutes of activation respectively. By the end of the experiment the plants irrigated with activated water (60 minutes) had increased parameters to compare with control samples: average height by 21.9%; average weight of stems by 57.1%; average area of leaves by 37.6%. MRET water accelerates growth cycle of plants.

Within the first 3 days the germination of plant's seeds increased by 200% to compare with control samples.

## **Physical Properties of MRET Activated Water Related to its Biological Benefits**

**Viscosity (thickness) of MRET activated water decreases 300-500 times:** The research conducted at Moscow State University Russia, on distilled water subject to tangent pressure showed that after MRET treatment the viscosity of water decreased up to 300-500 times compare to regular water in the area of very small magnitudes of tangent pressure. The anomalous viscosity of MRET water confirms the high level of long-range dynamic polarized-oriented multilayer structuring of water produced with the help of MRET activation process: the high level of long-range molecular coupling (hydrogen bonding) inside the “layer” and very low level of molecular coupling between the “layers.”

It is well known that cellular processes in biological systems are driven by the low energy of bio-chemical reactions inside and between the cells. Consequently, such processes create low tangent pressures along water surfaces and the membranes between the cells. Thus, the very low tangent pressures existing in biological systems contribute to the manifestation of anomalously low viscosity of MRET water which results in improved intracellular/extracellular water exchange and can contribute to the enhancement of the cellular signaling mechanism and the proper function of cells.

*“It means that water has a “super liquidity” characteristic and possesses very low resistance when it penetrates through small porous and capillaries in the body. Based on this fact it is possible to conclude that MRET water may significantly improve the cellular membranes function as well as the function of blood circulatory system in the body.” Smirnov*

### **Modification of electro-dynamic characteristic of MRET water subject to low frequency applied EMF:**

The research conducted at Moscow State University Russia, on distilled water that revealed the significant reduction of values of electrical conductivity (by 77 – 90%) and dielectric permittivity (by 80 – 90%) in the range of very low frequencies of applied EMF confirms the relatively high, long-range dynamic structuring of water molecules in activated water produced with the help of MRET activation process. The long-term storage of activated water (up to 5 hours at 20°C) did not significantly affect its modified electrodynamic characteristics, thus confirming the ability of MRET activated water to keep its anomalous properties for rather long period of time (“long-term water memory” phenomenon). The significant level of reduction of dielectric permittivity and electrical conductivity kept by MRET water activated for 30 minutes after it was heated to 72°C confirms its stability to thermal effects.

### **MRET activation balances the pH index reducing acidity or alkalinity of water.**

*“The pH of the water will determine the relative health-giving value of the water. Water that is ideal and has a pH potential of 7 to 7.5 showed optimum effects on maximizing the natural healing potential. Water that is alkaline is today’s elixir of life. A youthful healthy body is alkaline. A diseased body is acidic.” (Dr. Sandardas) D. Annamalay, N.D., Ph.D., M.D. (2002) “Science of Healing Waters” Times Books International, Singapore].*

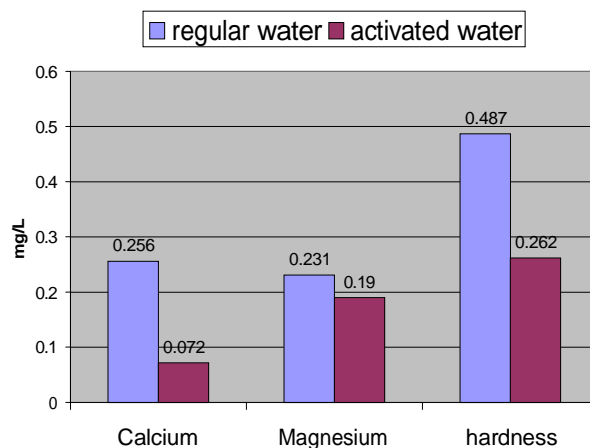
The research conducted at Moscow State University Russia, revealed the oscillating and fluctuating character of pH values in distilled water depending on time, spontaneous fluctuations of geomagnetic field and environmental conditions, and other types of intracorrelation between physical and biological parameters of water. This experiment was conducted according to standard methodology with the help of Ionometer EV 74 (Russia). It confirmed that in MRET water activated for 30 minutes the pH index showed the tendency to balance closer to pH=7. This experiment revealed the tendency of the process of MRET activation for 30 minutes to reduce the acidity of distilled water compared to non-activated distilled water.

Distilled water made with the Electron 5 Distiller has a pH of 6.8, which is slightly acid and after it is treated with the MRET for 30 minutes, it goes to a pH of 7.2, which is alkaline.

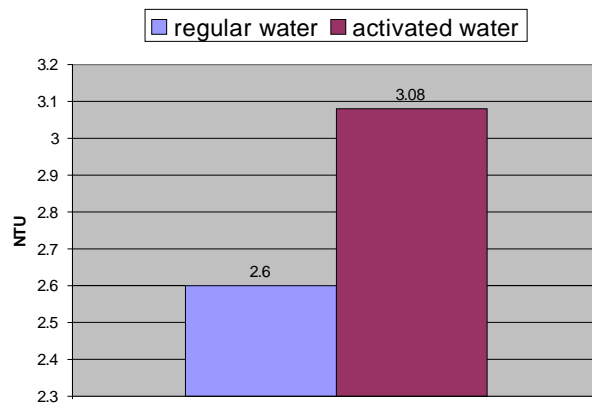
### **Reduction of free radicals in MRET activated water (and water is softer and pleasant to drink!)**

Free radicals (ions) can affect the cellular function in negative way. Consequently, the reduction of the level of free radicals in the body leads to the enhancement of the body homeostasis and metabolism. Testing conducted at C.A.I. Environmental Laboratory, Carlsbad, USA revealed the significant reduction of free radicals following the process of MRET activation.

In the water activated for 30 minutes the amount of ions of calcium decreased by 72% and the amount of ions of magnesium decreased by 18%. As a result, the hardness of water (combined amount of ions of calcium & magnesium) decreased by 45%. These results confirm that free radicals (ions) make bonding with long-range polarized molecular structures in MRET water and have less effect on the process of proper cellular function. *The decrease of the hardness in MRET activated water contributes to its soft and smooth taste!*

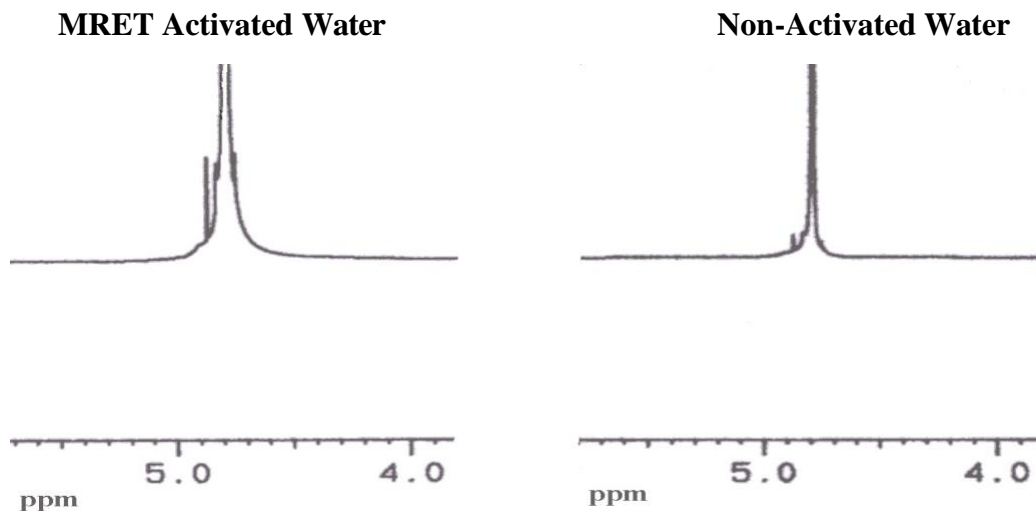


The process of activation increased the cloudiness of the water. The increase of cloudiness illustrates that free radicals bonding with long-range polarized molecular structures of MRET activated water form sediments.



### **Nuclear Magnetic Resonance test confirmed modification in water molecular structuring after MRET activation**

The test was conducted at Numega Resonance Laboratory, San Diego; USA on three samples of MRET activated water compared with a sample of non-activated water from the same source. Experimental data revealed a consistent 2.5 times increase in the width of “proton peak” in the line of NMR absorption for the samples of MRET activated water compared to the sample of regular non-activated water. The increase of the width of “proton pick” characterizes the increase of proton dispersion and confirms the modification in molecular structuring of MRET water.




### **Tests Illustrating Structural Changes in Water after MRET Activation**

#### **High voltage photography**

This test was conducted at Global Quantech, Inc., San Diego, USA. The High-Voltage photographs showed the enhanced Corona Discharge Effect (luminous

fringes that appear around electrically conductive samples of water) in MRET water. The physical process of cold emission of electrons produces the Corona Discharge phenomenon. The emission of electrons in MRET activated water is more intensive compared to non-activated water. It means that the energy level of water molecules is higher. Due to the fact that no foreign substances were introduced to the water during the activation process, the enhanced Corona Discharge Effect could occur only as a result of structural changes in MRET activated water.

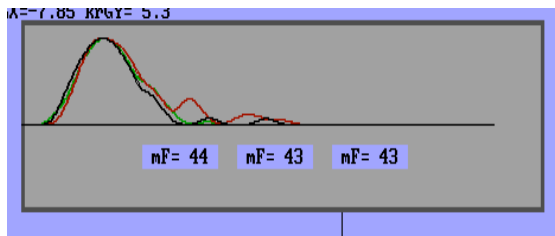


**MRET Activated Water**

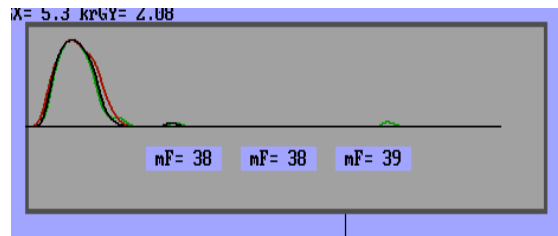


**Non-Activated Water**

This test was conducted at Moscow State University, Russia. The Laser Spectroscopy method is based on the measurement of the density of light diffraction in the liquid media. When the laser beam penetrates the liquid media the density of light diffraction can be changed depending on the size and configuration of water molecular clusters. Laser Spectroscopy showed modification in water molecular structuring and molecular activity of water after MRET activation.



**MRET Activated water**



**Non-Activated water**

**Watch Interview with Dr. Igor Smirnov:** <http://www.sgn80.com/shop/mret-water-activator-1-activator.html>

**MRET's Proof Of Effectiveness On People:**

**Ben:** The MRET water-activator is incredible! The energy levels, the clarity... My body feels like it has a life-force moving throughout, just from drinking good water! Wow.

Best,

**Nina S:** During last six years I was suffering from gastritis and constipation. I also had headaches constantly, the problems with controlling weight, (it was impossible to eat anything tasty) and the effects of chronic weariness. I started to drink MRET water. Gastritis pains disappeared immediately. The functioning of the stomach and

intestines was normalized in two weeks. Headaches do not disturb me now. The chronic weariness has passed. The desire to work has appeared, but also a desire to live and live for a long time.

**Stephen C:** When I was introduced to MRET, I was skeptical because I thought it was another water filtering device. However due to my friend's persistence, I gave it a try and was amazed by its phenomenal results. The inflammation subsided after 2 weeks of drinking and clearing my body with MRET water. I was totally cleared of Eczema within 6 weeks. My sincere thanks to the inventor of MRET water system.

**Laurie d:** I'm 44 years old. As an information developer and manager for 14 years, I often spent 14 hours per day staring at a computer monitor. The ophthalmologist found no reason my eyes should be dry and red and painful all the time, sensitive to the sun, and have reduced contrast sensitivity, even though I drank 1/2 G of spring water daily, exercised outside, and took vision breaks. He told me to use eye drops, which I kept with me and by my bed and used 2 to 6 times per day, even in church. Lasik surgery made my eyes drier, though my vision was rated at 20/30. I decided to test whether I would notice any difference in taste or texture between spring water and MRET water, not expecting any physical benefits. The MRET water seemed smoother. I cannot explain why I kept drinking it—divine inspiration, perhaps. After 3 days of using MRET water, I realized I no longer needed lip moisturizer. At 10 days, my fuzzy eyesight became so clear that I saw traffic signal lights .9 miles away. I didn't have to blink so often or use eye drops. The sun didn't hurt my eyes. I could read road signs, license plates, and store windows. I see the sky between the tree branches on the mountaintops. I read people's T-shirts. The MRET increased my general confidence, reduced my squinting and bathroom trips, eliminates spending money on eye drops, and made me at ease driving at night.



**MRET water is unlike any other man-made water you've ever had. Cells work correctly when hydrated, nourished, and detoxified. Health and Happiness, Stephen Heuer, B.S. Nutripath**

#### **Publications:**

- Vysotskii, V.I., Smirnov, I.V. and Kornilova, A.A. (2005) "Introduction to the Biophysics of Activated Water" Universal Publishers, USA This book is available at: <http://www.universal-publishers.com/book.php?method=ISBN&book=1581124783>
- Smirnov, I.V. "Activated Water" Online Journal: <http://www.bioline.org.br/request?ej03016>
- Smirnov, I.V. (2007) "The Anomalous Low Viscosity and Polarized-Oriented Multilayer Structure of MRET Activated Water" Explore Magazine, Vol.16, No.4: 37-39, USA
- Smirnov, I.V. (2007) "MRET Activated Water and its Successful Application for Preventive Treatment and Enhanced Tumor Resistance in Oncology" European Journal for Scientific Research, Vol.16, No.4: 575- 583, Germany, <http://www.eurojournals.com/Vol%2016%20No%204.htm>
- Vysotskii, V.I. (2006) "Experimental Observation and the Biophysical Model of Strong Germicidal Activity of Water Activated with the help of MRET Process" and "Investigation of Physical Properties of

MRET Activated Water and its Successful Application for Prophylaxis and Treatment of Oncology” Program and Abstract Book, International Congress on Medical Physics and Biomedical Engineering, August 27 – September 1, 2006, Seoul, Korea

- Smirnov, I.V. (2006) “The Physiological Effect of MRET Activated Water on Patients Suffering from AIDS”  
Explore Magazine, Vol.15, No.2: 37-40, USA
- Smirnov, I.V. and Peerayot, T. (2006) “The Physiological Effect of MRET Activated Water” Explore Magazine, Vol.15, No.1: 38-44, USA
- Smirnov, I.V. (2006) “Clinical Observation by Peerayot Trongswad, M. D., Using MRET-Activated Water as Additional Treatment” Explore Magazine, Vol.14, No.6, USA
- Smirnov, I.V. (2005) “The Possible Effect of MRET Activated Water on Diabetic Patients” Explore Magazine, Vol.14, No.2: 49-54, USA
- Smirnov, I.V. (2004) "The Effect of a Specially Modified Electromagnetic Field on the Molecular Structure of Liquid Water" Explore Magazine, Vol.13, No.1, USA
- Smirnov, I.V. (2003) "Mechanism of Activated Water's Biological Effect on Viruses" Explore Magazine, Vol.12, No.4: 34-36, USA
- Sandardas, D..A. (2002) "The Science of Healing Waters" Times Books International, Singapore
- Smirnov, I.V. (2002) "Activated Water" Electric Spacecraft Journal, No.33: 15-17, USA
- Smirnov, I.V. (2002) "Activated Water" Explore Magazine, Vol.11, No.2: 49-53, USA

Presentation at Scientific Conferences and Seminars

- Bioelectromagnetic Society Annual Meeting, June 11-15, 2007, Kanazawa, Japan.  
Program and Abstract Book, Dr. Smirnov: “MRET Activated Water and Its Successful Application for Prevention Treatment and Enhanced Tumor Resistance in Animal Oncology Models.”
- Rutgers Symposium on Luna Settlements, June 3-8, 2007, New Brunswick, NJ, USA.  
Program and Abstract Book, Dr. Smirnov: “MRET Activated Water and Its Successful Application for Prevention Treatment and Enhanced Tumor Resistance in Animal Oncology Models.”
- The Society for Physical Regulation in Biology and Medicine, 24th Scientific Conference, January 11-13, 2006, Cancun, Mexico. Program and Abstract Book, Dr. Smirnov: “Electrically Activated Water.”
- Thailand National TV Channel 11, December 15, 2005, Bangkok, Thailand.  
Press Conference, Dr. Smirnov: “The Physiological Effect of MRET Activated Water on Patients Suffering from AIDS”.
- Bangkok Medical Association, December 15, 2005, Bangkok, Thailand. Scientific Seminar, Dr. Smirnov: “MRET Activated Water Physiological Effects”.
- Thailand Ministry of Public Health and The Chemistry Society of Thailand, April 2005, Bangkok, Thailand. Scientific Seminar, Dr. Smirnov: "Nanotechnology invention: Molecular Resonance Effect technology."
- Southern Pacific Asia lecturing tour, February 2004.
- Anti-Aging International Conference, September 2003, Singapore. Oral Presentation, Dr. Smirnov: "Physics of MRET water."
- Southern Pacific Asia lecturing tour, September 2003.
- Anti-Aging International Conference, June 2002, Singapore.  
Oral Presentation, Dr. Smirnov: "Molecular Resonance Effect Technology."
- Southern Pacific Asia lecturing tour, October-November 2001.

Synergistic Nutrition is operated by Nutripath, Stephen Heuer, to order call 888-988-3325- or 896-895-6250 or visit: <https://synergisticuniverse.com/mret-water-activator-1-activator.html> – [support@sygn44.com](mailto:support@sygn44.com)